



Free Classic Bluebird House Plan

Free vs. Premium Plan: What's the Difference?

We offer both free and premium versions of our detailed shed plans, designed to fit your needs and budget. Check out the table below to see the key differences and choose the plan that's right for you:

Features	Free Plan	Premium Plan
Steps Count	5	6
Illustrations per Step	Limited	Every Step
Print Ready Format	X	✓
Step-by-Step Instructions	Basic	Comprehensive
Full Materials & Cutting List	X	✓
Additional Illustrations	X	✓
Additional Blueprints	X	✓
Tools List	X	✓
Fastening Elements List	X	✓
Technical Support	X	✓

[Try Premium Risk-Free](#)

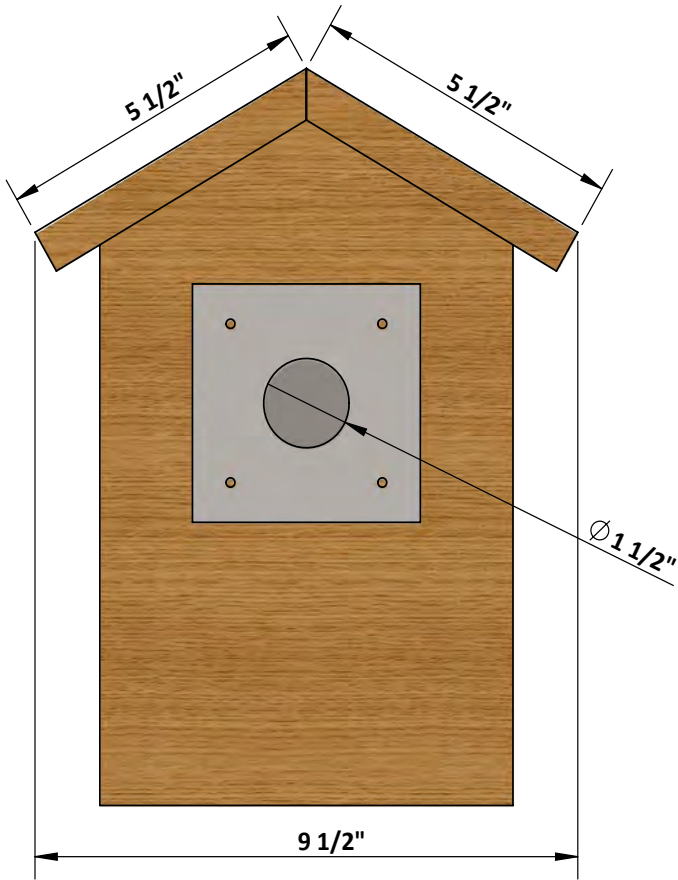
60-day refund policy with no questions asked.

Classic Bluebird House Shopping List

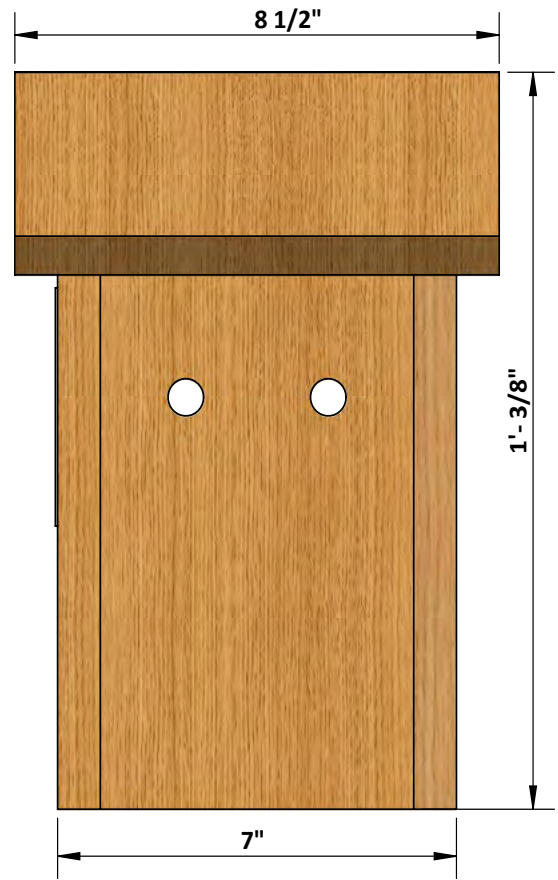
Material	Unit	Qty	Size	
Cedar Board (1 x 6)	Pcs	1	6'	
Cedar Board (1 x 8)	Pcs	1	6'	
#8 x 1 1/2" Stainless Steel Screws	Pcs	30		

Size & Dimensions


Front



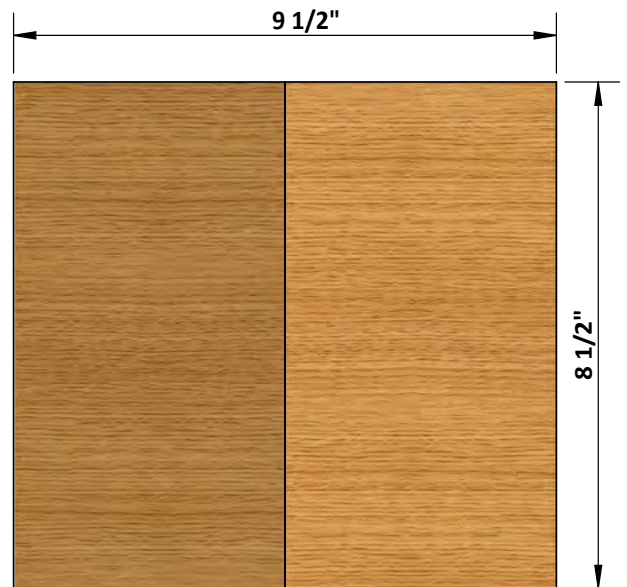
Side



Back



Top



Model View



Model View-Open



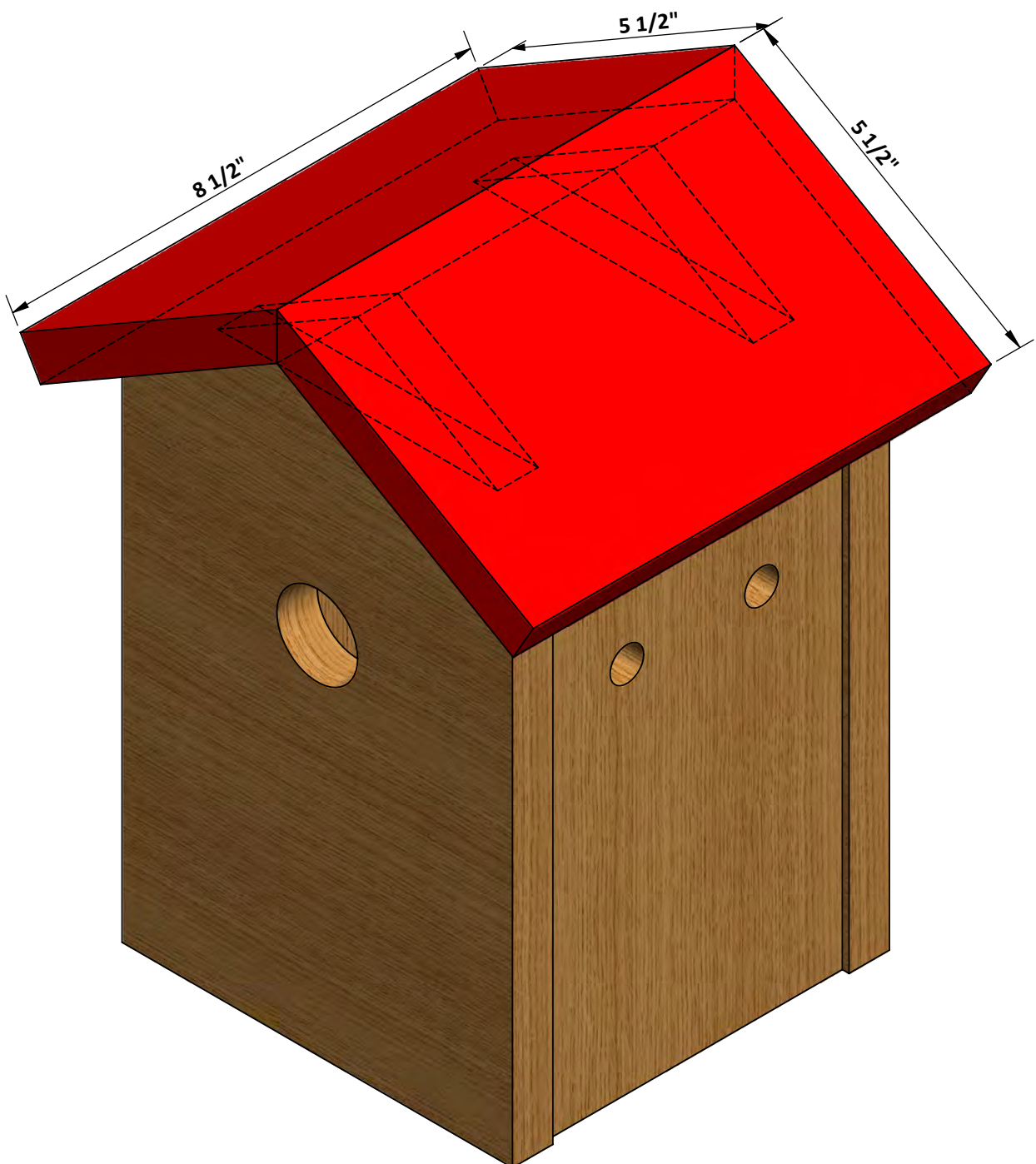
STEP 3

Roof Panel Assembly

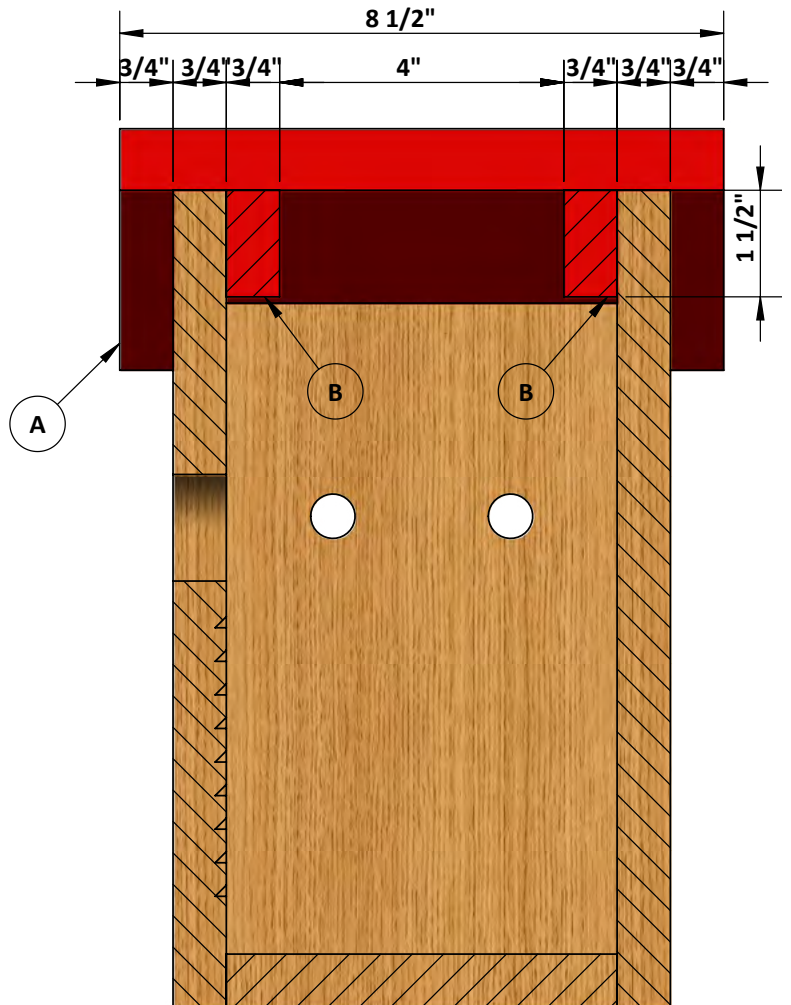
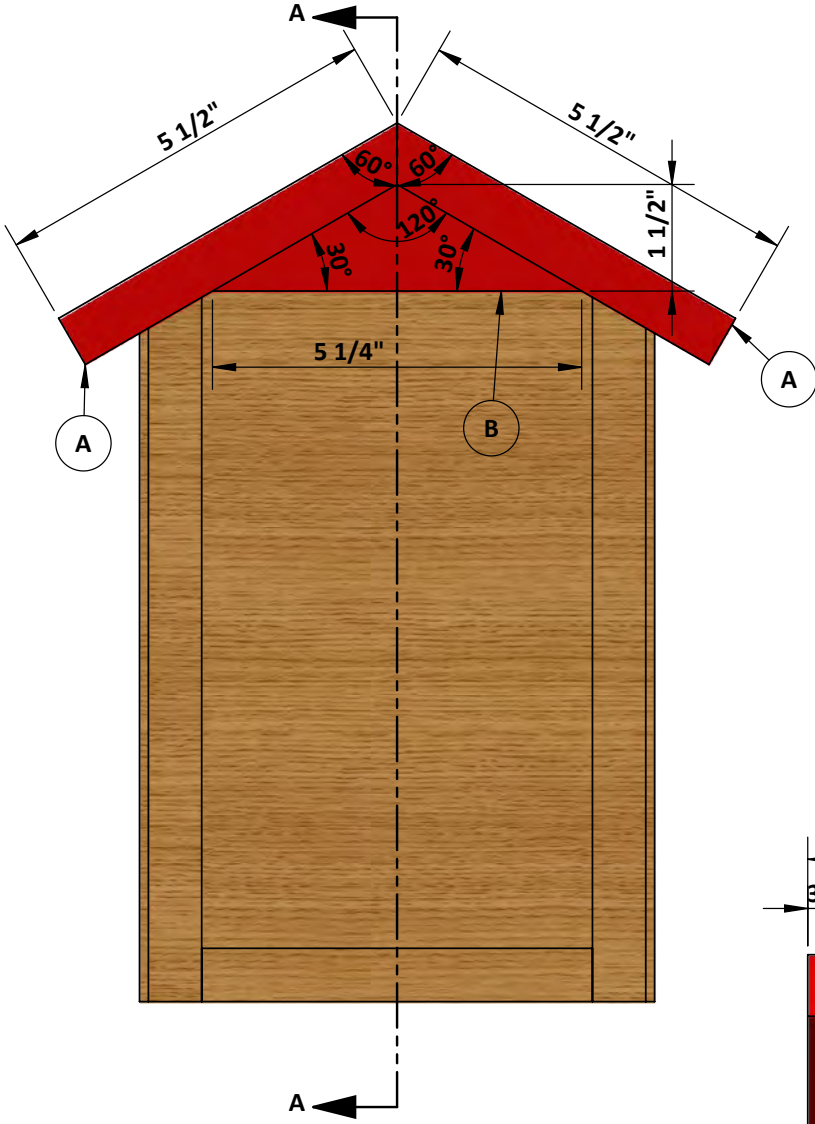
3.1 Using 1x6 boards, assemble a removable roof. To do this, prepare two boards for the roof slopes and two connecting pieces shaped like isosceles triangles according to the illustration below. The roof will be held in place by the tight fit of the triangular pieces between the front and back walls.

3.2 Secure them with #8 x 1 1/2" stainless steel screws.

Pos	Description	Material	Dimension	Qty
A	Roof panel	Cedar Board (1 x 6)	8 1/2 "	2
B	Plank	Cedar Board (1 x 6)	1 1/2"	2



STEP 3



SECTION A-A
SCALE 1 : 2.5

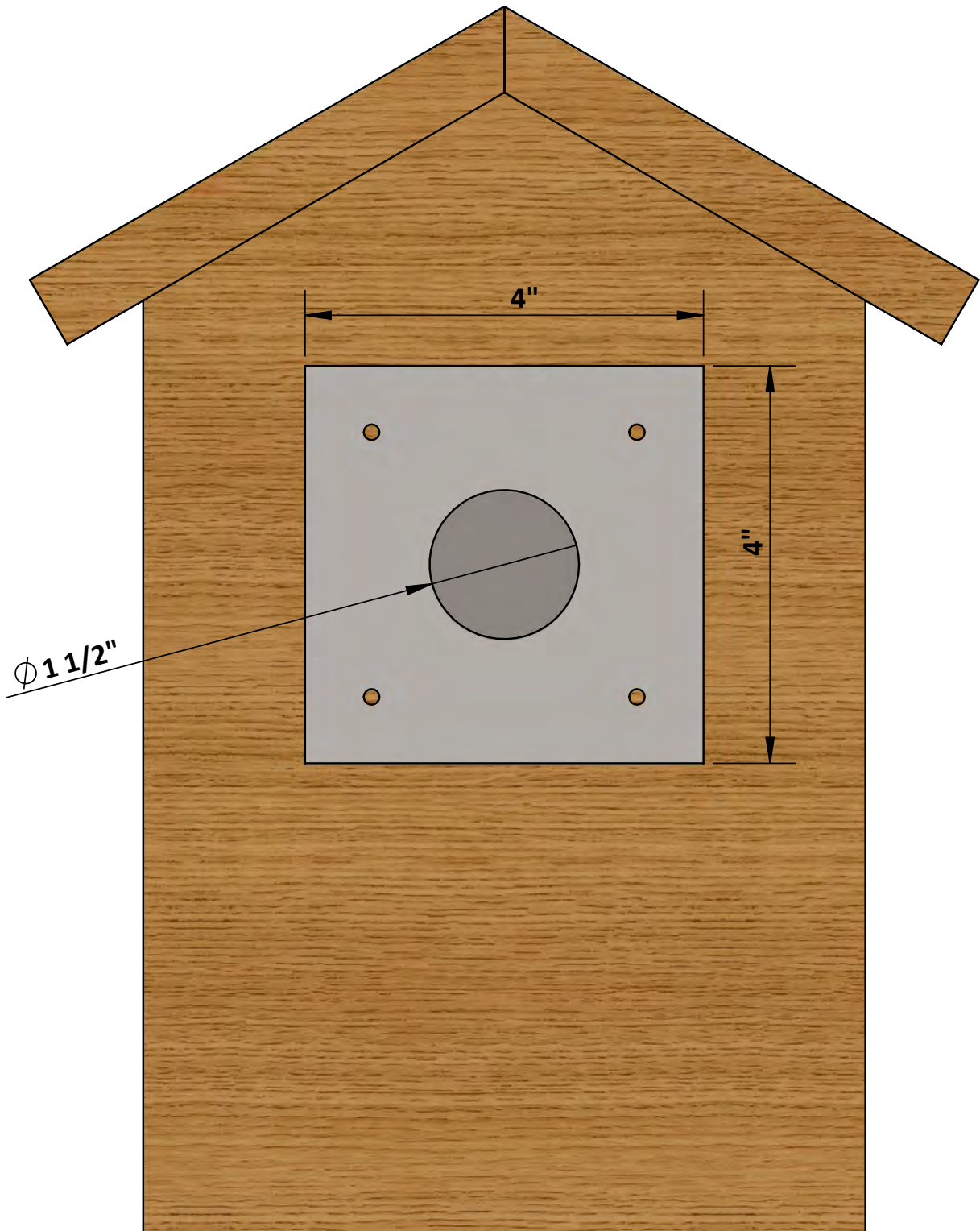
STEP 4

Entrance Hole Guard Assembly

4.1 Assemble the 4" x 4" with 1 1/2" metallic entrance hole guard.

4.2 Secure the hole guard with #8 x 1/2" stainless steel screws.

4.3 This design intentionally does not include an exterior perch. Native cavity-nesting birds do not need it, and it can make the nest easier for predators or invasive birds to access.



STEP 5

Thank You

Thank you for building this classic bluebird house and supporting a safe nesting space for bluebirds!





For more great **HOW-TO** plans please visit: <https://craft.camp>

Copyright

The text and illustrations that appear here are the exclusive property of craft.camp and are protected by federal copyright laws. The duplication, sale or distribution of any portion of these plans without prior written consent from the original designer will be subject to the appropriate penalties for copyright infringement. Sharing this plan on the web is only permitted with an indicated original source: <https://craft.camp>